



Is your public sector organization ready for the infrastructure bill?

September 8, 2022

Michael Parrish
Director of Business Dev.
B2Gnow



Agenda

- Introduction
- What is the infrastructure bill?
- What can the funds be used for
- What Grant options are available
- How to track non-DBE firms and DBE tracking going forward

What is the Infrastructure Bill?

B2GNOw

The Infrastructure Bill

- Bill signed into law on November 15, 2021
- The plan funds roads, bridges, ports, rail transit, safe water, the power grid, broadband internet, and more
- The plan promises to reach almost every corner of the country.
- President Biden has compared the plan to the building of the transcontinental railroad and interstate highway system.
- The White House is projecting that the investments will add, on average, **about 2 million jobs per year** over the coming decade.
- With several Republicans voting for the Democratic-sponsored bill, the new law is one of the few to claim bi-partisan support.

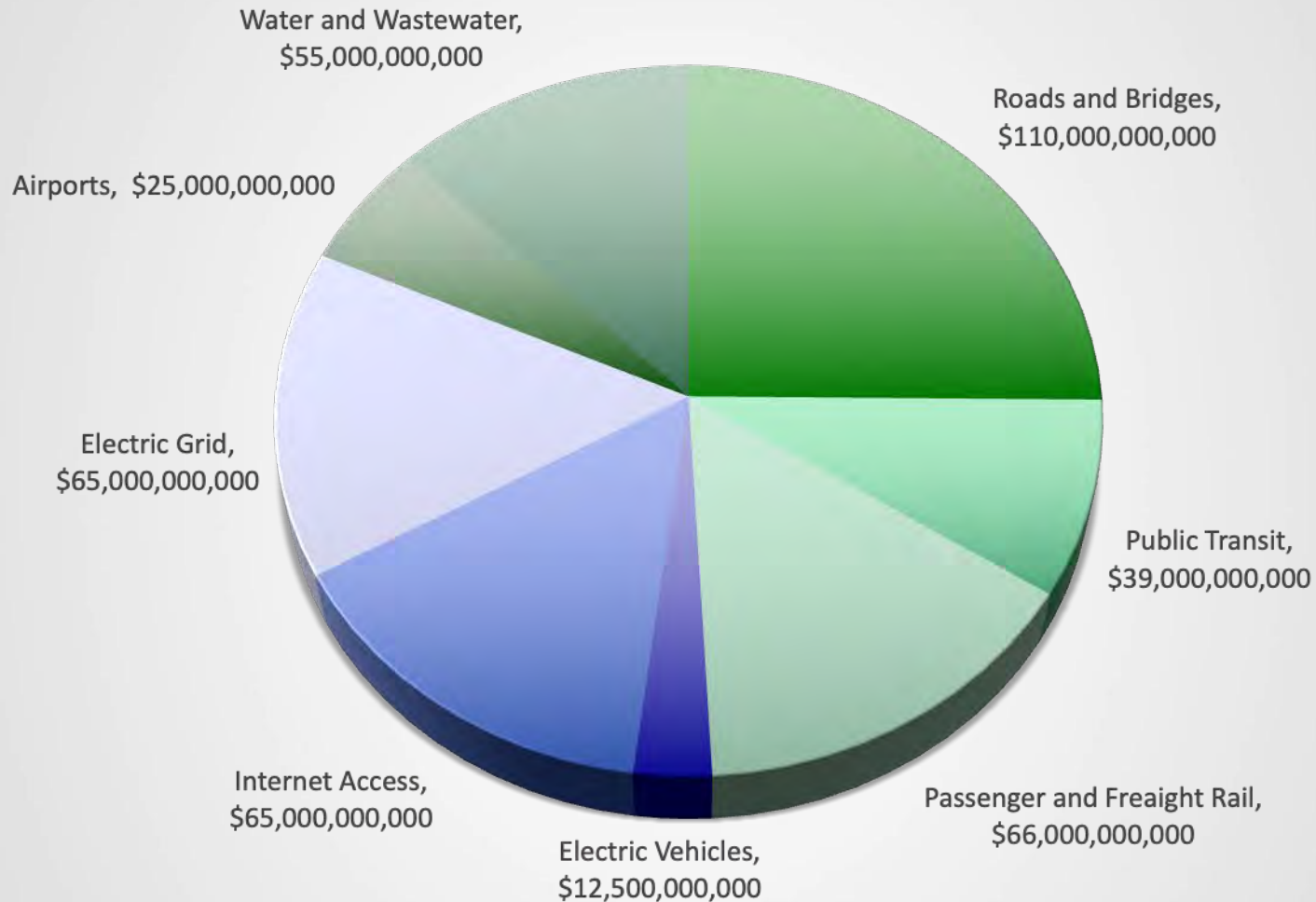
What will the funds be used for?

Funding Types	Details
Roads and Bridges	173,000 total miles of America's highways and major roads and 45,000 bridges are in poor condition. The almost \$40 billion for bridges is the single largest dedicated bridge investment since the construction of the national highway system, according to the Biden administration.
Public Transit	Expand transportation systems, improve accessibility for people with disabilities and provide dollars to state and local governments to buy zero-emission and low-emission buses. The Transportation Department estimates that the current repair backlog is more than 24,000 buses, 5,000 rail cars, 200 stations and thousands of miles of track and power systems.
Passenger and Freight Rail	Improvements to Amtrak's Northeast Corridor (457 miles, 735 km), as well as other routes. it would be the largest federal investment in passenger rail service since Amtrak was founded 50 years ago.
Electric Vehicles	Electric vehicle charging stations, which the administration says are critical to accelerating the use of electric vehicles to curb climate change. It also provides for the purchase of electric school buses and hybrids, reducing reliance on school buses that run on diesel fuel.

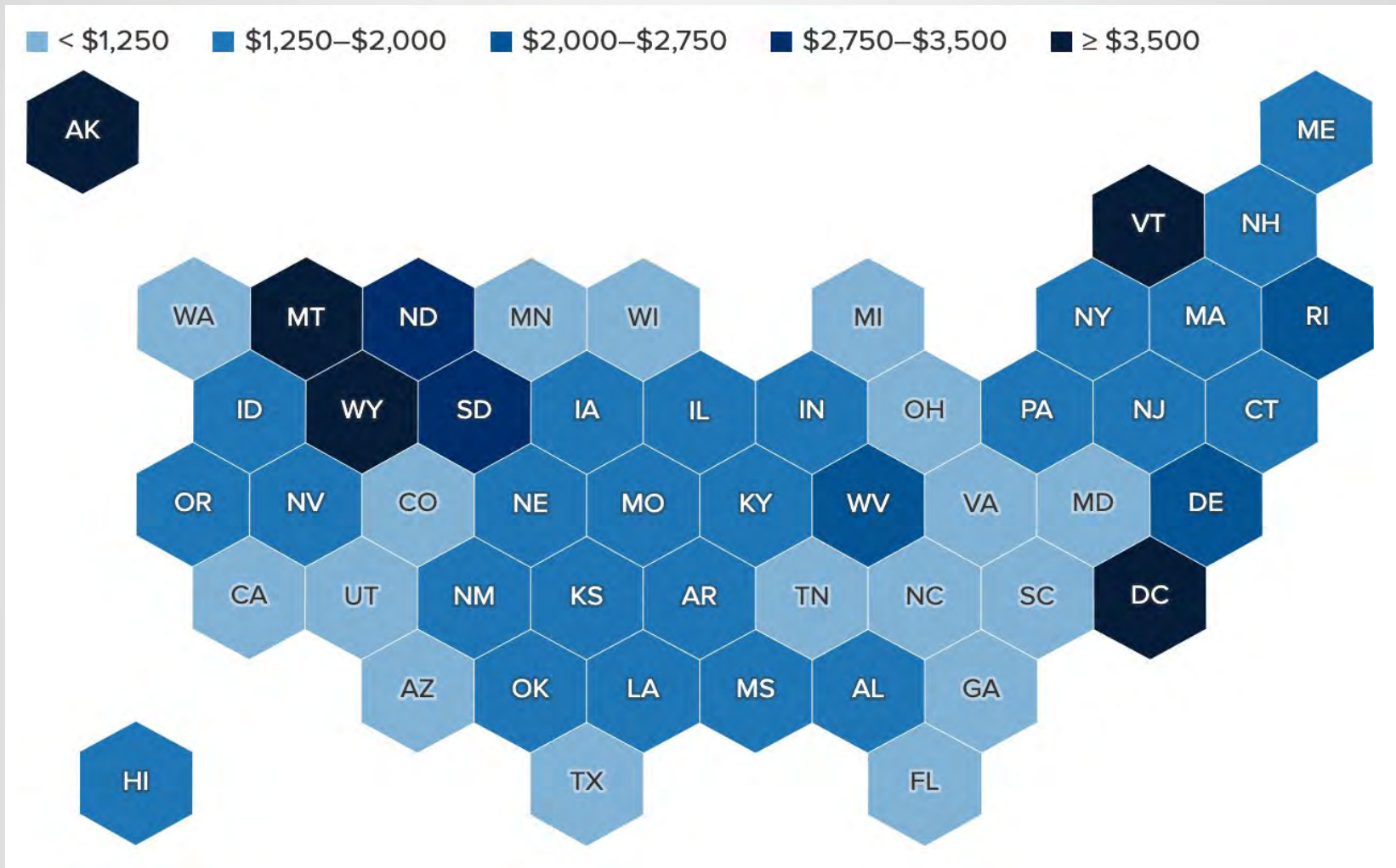
What will the funds be used for?

Funding Types	Details
Internet Access	Broadband access aimed to improve internet services for rural areas, low-income families and tribal communities. Most of the money would be made available through grants to states.
Electric Grid	Funds to protect against the power outages that have become more frequent in recent years, the bill funds improvements to the reliability and resiliency of the power grid. It would also boost carbon capture technologies and more environmentally friendly electricity sources like clean hydrogen.
Airports	Funds to improve runways, gates and taxiways at airports and to improve terminals. It would also improve aging air traffic control towers.
Water and Wastewater	Funds to improve water and wastewater infrastructure, replace lead pipes and address water contamination from polyfluoroalkyl substances.

What is the allocation of funds?



Estimated infrastructure bill allocation per resident



Source: <https://www.cnn.com/2021/08/31/infrastructure-bill-map-which-states-get-the-most-money.html>

Estimated infrastructure bill allocation per state

State	Total	Highways	Bridges	Public Trans	Water	Other
AK	\$4.93B	\$3.4B	\$225M	\$362M	\$368M	\$574M
AL	\$6.97B	\$5.2B	\$225M	\$400M	\$782M	\$361M
AR	\$4.96B	\$3.6B	\$278M	\$246M	\$528M	\$310M
AZ	\$7.31B	\$5B	\$225M	\$884M	\$619M	\$579M
CA	\$44.56B	\$25.3B	\$4.2B	\$9.5B	\$3.5B	\$2.1B
CO	\$6.17B	\$3.7B	\$225M	\$916M	\$688M	\$640M
CT	\$6.04B	\$3.5B	\$561M	\$1.3B	\$445M	\$234.4M
DC	\$3.01B	\$1.1B	\$225M	\$1.2B	\$355M	\$127M
DE	\$2.38B	\$1.2B	\$225M	\$220M	\$355M	\$377M
FL	\$19.1B	\$13.1B	\$245M	\$2.6B	\$1.6B	\$1.6B
GA	\$12.34B	\$8.9B	\$225M	\$1.4B	\$913M	\$900M
HI	\$2.62B	\$1.2B	\$339M	\$312M	\$390M	\$379M
IA	\$5.08B	\$3.4B	\$432M	\$305M	\$638M	\$307M

Source: <https://www.cnbc.com/2021/08/31/infrastructure-bill-map-which-states-get-the-most-money.html>



What does this mean for your public sector organization?

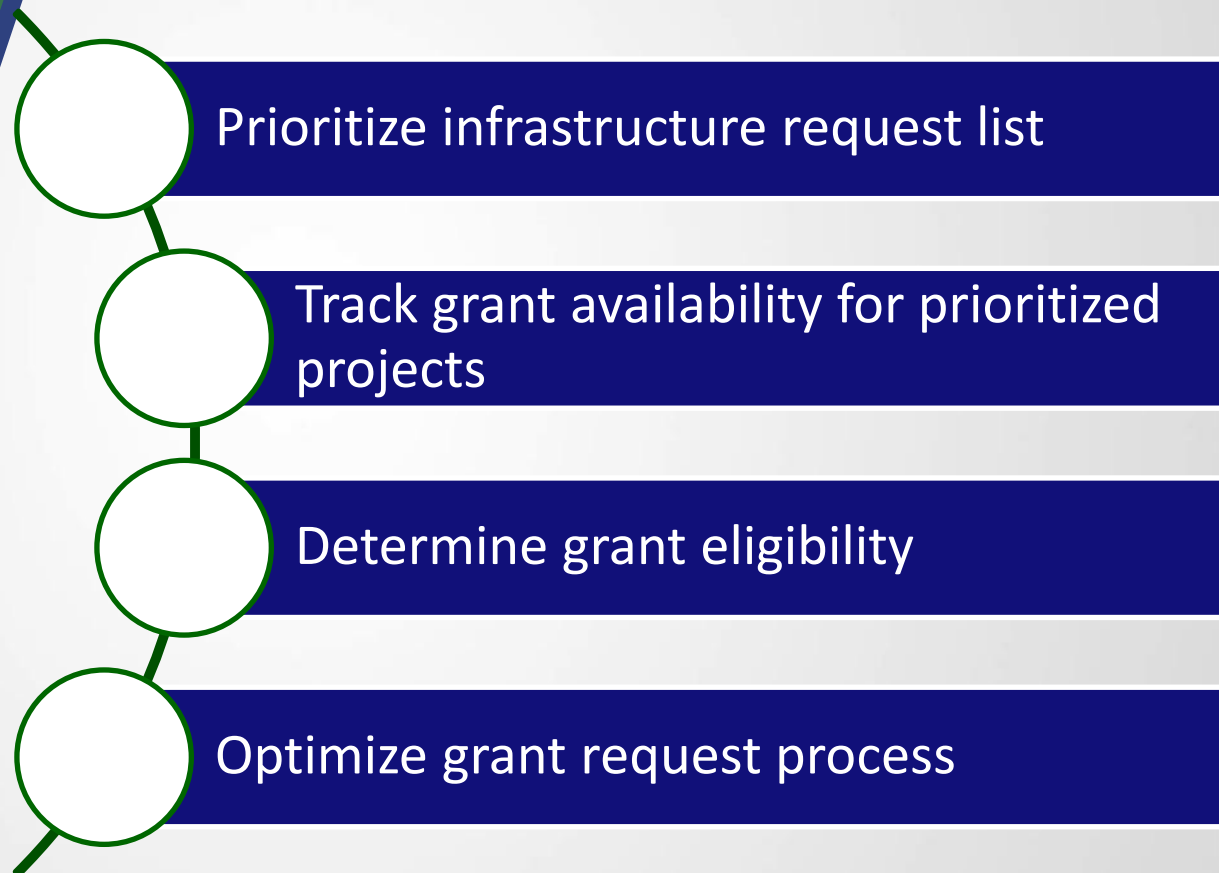
Increased grant/funding availability

Increased regulatory requirements

Unprecedented opportunities for businesses in your communities



Steps to prepare



One very notable requirement ...

- Your DBE/MBE/WBE tracking and reporting requirements are related to federal dollars.
- California Prop 209 and Arizona Prop 107 (AZ) Affirmative Action do not allow for tracking race or gender. That said, everything tied to USDOT (and other federal agencies) grant dollars is Disadvantaged Business Entity (DBE) driven.
- **Do you have a process in place to track DBE participation funds on projects?**

What grant options are currently available?

B2GNOw

Building a Better America



25 Competitive Infrastructure Opportunities for Local Government

- [Raise Grants](#) - \$7.5 billion - Department of Transportation (DBE)
- [Port Infrastructure](#) - \$2 billion - Department of Transportation (DBE)
- [Bus & Bus Facilities Competitive Grants](#) - \$2 billion - Department of Transportation (DBE)
- [National Infrastructure Project Assistance \(also known as “Megaprojects” or MEGA\)](#) - \$5 billion - Department of Transportation (DBE)
- [Infrastructure for Rebuilding America \(INFRA\) Grants](#) - \$7.2 billion - Department of Transportation (DBE)
- [Safe Streets and Roads for All](#) - \$5 billion - Department of Transportation (DBE)
- [Charging and Fueling Infrastructure Grants](#) - \$5 billion plus another \$2.5 billion in discretionary funds deployed for alternative fuel corridors and in communities. - Department of Transportation (DBE)
- [Clean School Bus Program](#) - \$5 billion - Environmental Protection Agency (EPA) – Tracked through DBE.
- [Reconnecting Communities](#) (RCP) Pilot Program - \$1 billion - Department of Transportation (DBE)
- [Rural Surface Transportation Grant](#) - \$1 billion - Department of Transportation (DBE)
- **\$35.7 Billion in potential grant funding out of the first 10, and all require DBE Tracking**



Best Infrastructure Grants for Small Cities (NCL)

Six Federal Grants for Small Cities

- [Safe Streets and Roads for All](#) - \$5 billion - Department of Transportation (DBE)
 - [Electric Vehicle Charging Community Grant](#) - \$5 billion plus another \$2.5 billion in discretionary funds deployed for alternative fuel corridors and in communities. - Department of Transportation (DBE)
 - [Enabling Middle Mile Broadband Infrastructure Program](#) - \$1 billion – NTIA
 - [Digital Equity Competitive Grant Program](#) - \$1.25 billion – NTIA
 - [Clean School Bus Program](#) - \$5 billion - Environmental Protection Agency (EPA) – Tracked through DBE.
 - [Digital Equity Competitive Grant Program](#) - \$550 million – SMB Tracking and SBA Certification
 - [Energy Efficiency and Conservation Block Grant](#) - \$550 million - DOE
-
- **\$18.35 Billion in potential grant funding for Small Cities, some require DBE Tracking**

Additional Grant Information

- <https://www.whitehouse.gov/wp-content/uploads/2022/01/BIL-Factsheet-Local-Competitive-Funding.pdf>
- <https://www.epa.gov/grants/disadvantaged-business-enterprise-program-requirements>
- <https://www.epa.gov/green-infrastructure/green-infrastructure-funding-opportunities>
- <https://www.nlc.org/article/2022/06/14/best-infrastructure-grants-for-small-cities/>
- <https://www.whitehouse.gov/build/rural/>

How to track non-DBE firms and DBE tracking going forward?

B2GNOW

Things to consider for DBE Tracking

- How are you finding DBE-certified businesses and ensuring their certification status?
- How much time is being spent identifying and communicating with eligible firms for the grant funds?
- How are you reaching out and communicating with DBE-certified & Non DBE businesses to ensure you are creating proper good faith effort reporting?
- How are you monitoring DBE spend and do you have visibility into Tier 1 – Tier 10 payment reporting?

How you may be tracking currently

- Pulling public directories to identify and outreach to SBE and DVBE businesses if your local directories aren't large enough.
- Utilization of spreadsheets to manage small business spending on a contract
- Comparing public data against the spreadsheets to ensure certification is current and accurate

How to track SBE & DBE requirements

- Direct integration of all public directories into a source system
- Full Contract Compliance down to Tier 10 SBE / DVBE / & DBE
- Real-time certification data overlayed on the contract/grant data to ensure accuracy
- Streamlined Reporting to show for credit progress on contracts tied to grant dollars

DBE, SBE, DVBE Search

Search: Vendors

Users Vendors Contracts Concessions

Listed below are all of the vendors that match your search criteria. Use the sort and filter functions of the table to reduce the size of the list. You can view more listings by using the navigation line at the bottom of the table.

To **resort** click column title. To **filter** click drop down menu

Business Name <input type="text" value="All"/>	Location	Phone Number	Agency & Type	Status	Actions
STELLAR ASSIST, INC. DBA STELLAR BUSINESS MANAGEMENT GROUP DBA STELLAR BUSINESS MANAGEMENT GROUP	STEVENSON RANCH, CA		Metro DBE	Active	Go To ... 20914416
			Metro SBE	Active	
1 CERBERUS SECURITY & PATROL	FREMONT, CA		SFO ACDBE	Active	Go To ... 21007244
			SFO DBE	Active	
1 IN ALL CONTRACTING INCORPORATED	OAKLEY, CA		CA SB-PW	Active	Go To ... 21258795
1 STOOG ENT.	SANTA ANA, CA		Metro SBE	Active	Go To ... 209483460
1 STOP CONTRACTORS	SAN DIEGO, CA		Caltrans DBE	Active	Go To ... 20237017
1 STOP TRUCKING	LOS ANGELES, CA		Caltrans DBE	Active	Go To ... 20146988
1 TAKE WONDERS DBA JUSTIN BENCH PHOTOGRAPHY	OAKLAND, CA		CA SB-PW	Active	Go To ... 21283364
10-6 PROFESSIONAL SERVICES	PETALUMA, CA		CA SB-PW	Active	Go To ... 21003739
100% HEALTHIER FOODS	GIG HARBOR, WA		Caltrans ACDBE	Active	Go To ... 20949690
101 BUILDERS, INC.	GILROY, CA		CA SB-PW	Active	Go To ... 20993378
			CA SBE	Active	
101 TRUCKING INC	GILROY, CA		VTA DBE	Active	Go To ... 20891819
			CA SB-PW	Active	
123 ENGINEERING, INC	WEST SACRAMENTO, CA		Caltrans DBE	Active	Go To ... 20148748
13ZERO3, INC DBA 1303 BUILDERS	NATIONAL CITY, CA		CA SB-PW	Active	Go To ... 20983379
			CA SBE	Active	
14 GOALS, INC.	VALLEJO, CA		Caltrans DBE	Active	Go To ... 20821692
16TH & G AGENCY, CORP DBA THE ROW COMPANY	PASADENA, CA		Metro DBE	Active	Go To ... 20845655
			Metro SBE	Active	
16TH STREET AUTO BODY	SACRAMENTO, CA		CA SB-PW	Active	Go To ... 20242735
1A EWING CARPETING AND SUPPLIES	PLUMAS LAKE, CA		CA DVBE	Active	Go To ... 20515643
1CARE MEDICAL DIAGNOSTICS	BRENTWOOD, CA		CA SB-PW	Active	Go To ... 21026846

DBE, SBE, DVBE Outreach/GFE

Certification Parameters

CERTIFICATIONS

CERTIFICATION ACTION

CERTIFICATION STATUS

ASSIGNED CERTIFICATION OFFICER

INCLUDE EXPANSIONS

Use the field below to identify organizations and certification types for this search. Click an organization name to select/unselect all of its types.

Select one or more

- [Select all]
- California Department of General Services
 - Disabled Veteran Business Enterprise (DVBE)
 - Micro Small Business Enterprise (Micro SBE)
 - Small Business Enterprise (SBE)
 - Small Business for the Purpose of Public Works (SB-PW)
- California Department of Transportation
 - Airport Concessionaire Disadvantaged Business Enterprise (ACDBE)
 - Disadvantaged Business Enterprise (DBE)

Include expansion records in search results

processing record) search filter to same certification type.
h filter.

Advanced Search Parameters

ETHNICITY

GENDER

VENDOR STATUS

SITE VISIT

Select one or more

Select one or more

All Vendors

-- Select Option -- a site visit between [mm/dd/yyyy] and [mm/dd/yyyy] for any purpose

DBE, SBE, DVBE Outreach/GFE

Search: Vendors Help & Tools

[Users](#) [Vendors](#) [Contracts](#) [Concessions](#) [Outreach](#)

Search for vendors using names, location, classifications, and/or other criteria. Enter information into any of the boxes below and click one of the search buttons. Some parameters may be required.

Quick Search Options

Click a button to initiate an immediate search:

Search Parameters

BUSINESS NAME/DBA

Search **any** Search **beginning**

CONTACT PERSON First name Last name Contact Type

CITY

STATE/PROVINCE

ZIP CODE/POSTAL CODE

DISTANCE SEARCH Within of zipcode *(this new parameter is currently in beta test)*

PHONE AREA CODE

COMMODITY CODES

DBE, SBE, DVBE Outreach/GFE

Outreach Management: Statistics

[Main](#) [Settings](#) [Content](#) [Vendor List](#) [Statistics](#)

[Help & Tools](#)

11457.71 - Noise Insulation Program, 2019-2023 Phase, Group 3 -
Pre-Submittal Meeting

Outreach complete

Posting Date: 8/12/2022

[Update View Statistics](#)

Displaying data from **1300** target recipients

Target recipients includes email recipients and users that view the campaign within the system. Public portal viewers are not counted as target recipients.

Your campaign has been viewed by **28%** of total target recipients.



Total Number of Unique Views: 360

Counts each user once regardless of repeat views; sum may exceed total due to a user viewing through multiple mediums.



- Total unique views via Email: **360**
- Total unique views via System Users: **0**

Total Number of Views: 850

Counts all views by all users regardless of the number of repeat views.



- Total views via Email: **850**
- Total views via Public Portal: **0**
- Total views via System Users: **0**

Campaigns prior to 7/6/2014 include only Email views, Public Portal and System User views were not recorded prior to 7/6/2014.

[Customer Support](#)

Copyright © 2022 B2Gnow. All rights reserved.

[Home](#) | [Print This Page](#) | [Print To PDF](#) | [Translate](#)

Compliance Tracking Examples

Status: Open/Prime Actively Reporting
 Current Award: \$1,543,306,199
 Goal: 33.00% Total Paid: \$1,297,110,534
 % Credit: 37.52% For Credit: \$486,657,897

Compliance Audit Summary - Total Contract

	Current Award	#	Award Percent	Payments	#	Payments Percent	Difference (Payments - Award)
Prime Contract	\$1,543,306,199.00			\$1,297,110,534.00			
For Credit	\$509,291,045.67	269 subs	33.000%	\$486,657,897.37	248 subs	37.519%	4.519% above goal
Goal Types							
For Credit to DVBE Goal	\$46,299,185.97	32 subs	3.000%	\$106,410,540.33	28 subs	8.204%	5.204% above goal
For Credit to LBE Goal	\$108,031,433.93	22 subs	7.000%	\$133,994,444.88	22 subs	10.330%	3.330% above goal
For Credit to LSBE Goal	\$77,165,309.95	36 subs	5.000%	\$66,743,816.01	32 subs	5.146%	0.146% above goal
For Credit to SBE Goal	\$277,795,115.82	179 subs	18.000%	\$179,509,096.15	166 subs	13.839%	4.161% below goal
Diverse Classifications - allows for firms to be counted toward multiple classifications; totals may exceed for credit goal amounts above							
For Credit to DBE Classification	\$0.00	85 subs	0.000%	\$106,260,950.70	77 subs	8.192%	8.192% above goal
For Credit to DVBE Classification	\$46,299,185.97	45 subs	3.000%	\$139,279,760.16	40 subs	10.738%	7.738% above goal
For Credit to LBE Classification	\$108,031,433.93	102 subs	7.000%	\$327,801,192.61	96 subs	25.272%	18.272% above goal
For Credit to LSBE Classification	\$77,165,309.95	80 subs	5.000%	\$193,806,747.73	74 subs	14.941%	9.941% above goal
For Credit to MBE Classification	\$0.00	54 subs	0.000%	\$115,331,761.96	53 subs	8.891%	8.891% above goal
For Credit to SBE Classification	\$277,795,115.82	245 subs	18.000%	\$348,708,558.98	224 subs	26.883%	8.883% above goal
For Credit to WBE Classification	\$0.00	36 subs	0.000%	\$50,740,498.41	32 subs	3.912%	3.912% above goal
Contract Progress	84%						
For Credit Progress	96%						

Amounts listed in the summary table above are payments retained by each subcontractor after payment of successive lower tier subcontractors. Award values may not match due to differences between overall contract goal and subcontractor assignments.

Compliance Tracking Examples

Subcontractors - Total Contract (56 subcontractors)

Subcontractor	Cert	Type	Inc in Goal	*Contracted % *Paid %	*Contracted \$ *Paid \$	For Credit \$
1 Advanced Cable Solutions, Inc. Info Payments Profile Email		Sub 100%	 SBE	4.38% 1.27%	\$4,750,000 \$526,985	\$526,985
1 Alameda Construction Services, Inc. Info Payments Profile Email		Sub 100%	 SBE	1.05% 0.04%	\$1,133,848 \$16,626	\$16,626
2 JLS Concrete Pumping Info Payments Profile Email	No	Sub	No	0.00% 0.00%	\$0 \$0	\$0
1 Alcal Specialty Contracting Inc. Info Payments Profile Email	No	Sub	No	0.46% 0.00%	\$501,839 \$1,899	\$0
1 AMERICAN TILE & BRICK VENEER INC Info Payments Profile Email	No (*)	Sub 100%	 SBE	0.77% 0.05%	\$836,430 \$18,791	\$18,791
1 Best Contracting Services, Inc. Info Payments Profile Email		Sub 100%	 LBE	0.41% 0.14%	\$447,483 \$59,311	\$59,311
1 Brady Company Info Payments Profile Email	No	Sub	No	5.85% 0.97%	\$6,341,956 \$404,658	\$0
2 Karcher Interior Systems, Inc. Info Payments Profile Email		Sub 100%	 SBE	0.00% 0.00%	\$0 \$0	\$0
2 SAFE SCAFFOLDING Info Payments Profile Email		Sub 100%	 SBE	0.00% 0.00%	\$0 \$0	\$0
1 Cabrinha Hearn & Associates Info Payments Profile Email		Sub 100%	 SBE	0.07% 0.15%	\$76,433 \$60,447	\$60,447

Grant & Contract Reporting

Reporting Tools: Report List

Help & Tools 

[Recent & Favorite Reports](#) [Full Report List](#) [Report Output](#) [Scheduled Reports](#) [Saved Reports](#)

All available reports are listed below; click a report title to run.

Select a category: New Only

Contracts

Active Contracts Marked Final	List of active contracts marked final by prime or CCO.	Add to Favorites	Schedule Report
Active Contracts Past End Date	List of active contracts past their end date.	Add to Favorites	Schedule Report
Active Contracts with Prime Payments	List of active contracts with payments to prime.	Add to Favorites	Schedule Report
Active Primes & Subs with Payments & Certifications	Prime and subcontractor information on active contracts. Details include vendor type, ethnicity, gender, certification type(s), and payment details within selected time period.	Add to Favorites	Schedule Report
All Payments Detail	All payments recorded for Primes, Self Performing Primes, and Subcontractors within a selected date range.	Add to Favorites	Schedule Report
Certified Firms With Awards and Payments	List of all active certified firms and awards & payments during selected time frame.	Add to Favorites	Schedule Report
Contract Awards (For Credit) Summarized by Department, Type, Category, Goal Type, Vendor Type, Ethnicity, Gender	Summary rollup of for credit contract awards by multiple parameters; designed for further manipulation external to the system.	Add to Favorites	Schedule Report
Contract Category Summary	Summary of contract data by category.	Add to Favorites	Schedule Report
Contract Comments	List of all contract comments by contract start date and/or status.	Add to Favorites	Schedule Report
Contract Payments (For Credit) Summarized by Department, Type, Category, Goal Type, Vendor Type, Ethnicity, Gender	Summary rollup of for credit contract payments by multiple parameters; designed for further manipulation external to the system.	Add to Favorites	Schedule Report
Contract Type Summary	Summary of contract data by contract type.	Add to Favorites	Schedule Report
Contractor Compliance Audit Response Summary	Compliance audit response rate of primes and subcontractors.	Add to Favorites	Schedule Report
Contractor Payment Summary	List of all contractors (prime & sub) with ethnicity, gender, location, and total (retained) payments received during date range.	Add to Favorites	Schedule Report
Contractor Payment Summary (For Credit)	List of FOR CREDIT subcontractors and primes with ethnicity, gender, location, and total payments received during date range.	Add to Favorites	Schedule Report
Contracts with Goals and No Payments	List of open contracts during period with no payments. Helps identify	Add to Favorites	Schedule Report

Is your city ready?

- Please visit the B2Gnow Booth 1155 if you have additional questions.
- We work with 25 California Cities, Counties, Institutions, and Airports.
- 350 clients nationwide who are managing everything discussed today with reduced time and effort to ensure they track and report every SBE, DVBE, and DBE dollar.

Questions?

Thank you!

Michael Parrish

Director of Business Development

Michael.parrish@b2gnow.com | 602-325-9277 x207

B2GNOW